





STATEMENT OF APPROPRIATIONS, ALLOTMENTS, OBLIGATIONS, DISBURSEMENT AND BALANCES
As of the Quarter Ending 31 December 2017

Department: **Department of National Defense**
Agency: **Philippine Military Academy**
Operating Unit: 17
Organization Code (UACS): 17 010 17 00002
Funding Source Code (as clustered): 102101

| | |
|---|-----------------------------|
| | Current Year Appropriations |
| | Supplemental Appropriations |
| ✓ | Continuing Appropriations |

| Particulars | UACS CODE | Appropriations | | | Allotments | | | Current Year Obligations | | | | | Current Year Disbursements | | | | Balances | | | | | | |
|--|-------------|---------------------------|---|-------------------------|---------------------|---------------------------------------|-------------|--------------------------|---------------------------|-------------------------|------------------------|------------------------|----------------------------|--------------------|-------------------------|------------------------|------------------------|-----------------------|------------------|---------------------------|-----------------------|---------------------------------------|----|
| | | Authorized Appropriations | Adjustments (Transfer To/From, Realignment) | Adjusted Appropriations | Allotments Received | Adjustments (withdrawal, realignment) | Transfer to | Transfer from | Adjusted Total Allotments | 1st Qtr ending March 31 | 2nd Qtr ending June 30 | 3rd Qtr ending Sept 30 | 4th Qtr ending Dec 31 | Total | 1st Qtr ending March 31 | 2nd Qtr ending June 30 | 3rd Qtr ending Sept 30 | 4th Qtr ending Dec 31 | Total | Unreleased Appropriations | Unobligated Allotment | Unpaid Obligations (15) 20) = (23+24) | |
| 1 | 2 | 3 | 4 | 5=(3+4) | 6 | 7 | 8 | 9 | 10=[(6+(-)7)+8+9] | 11 | 12 | 13 | 14 | 15 = (11+12+13+14) | 16 | 17 | 18 | 19 | 20=(16+17+18+19) | 21=(5-10) | 22=(10-15) | 23 | 24 |
| SUMMARY | | | | | | | | | | | | | | | | | | | | | | | |
| A. AGENCY SPECIFIC BUDGET | | | | | | | | | | | | | | | | | | | | | | | |
| PERSONAL SERVICES | | | | | | | | | | | | | | | | | | | | | | | |
| | | - | - | - | - | - | - | - | - | - | - | - | - | - | - | - | - | - | - | - | - | - | - |
| MAINTENANCE AND OTHER OPERATING EXPENSES | | | | | | | | | | | | | | | | | | | | | | | |
| Training Expenses | 50202010 00 | | | | | 60,972.50 | | | 60,972.50 | 1,766,297.44 | 215,000.00 | 628,105.79 | | 2,609,403.23 | 1,055,536.94 | 840,760.50 | 713,105.79 | | 2,609,403.23 | | | | |
| Office Supplies Expenses | 50203010 00 | 60,972.00 | | 60,972.00 | 60,972.00 | 400,483.79 | | | 461,455.79 | 59,225.00 | | 402,230.79 | | 461,455.79 | 59,225.00 | | 402,230.79 | | 461,455.79 | | | | |
| Drugs and Medicines Expenses | 50203070 00 | | | | | 50,000.00 | | | 50,000.00 | | 50,000.00 | | | 50,000.00 | | 50,000.00 | | | 50,000.00 | | | | |
| Medical, Dental and Laboratory Supplies Expenses | 50203080 00 | | | | | 80,000.00 | | | 80,000.00 | | 80,000.00 | | | 80,000.00 | | 80,000.00 | | | 80,000.00 | | | | |
| Other Supplies & Materials Exp. | 50203990 00 | | | | | 600,675.00 | | | 600,675.00 | 289,800.00 | 85,000.00 | 225,875.00 | | 600,675.00 | 289,800.00 | | 310,875.00 | | 600,675.00 | | | | |
| Labor and Wages | 50216010 00 | 400,000.00 | | 400,000.00 | 400,000.00 | 206,536.94 | | | 606,536.94 | 606,536.94 | | | | 606,536.94 | 606,536.94 | | | | 606,536.94 | | | | |
| Rpr & Maint Other Structures | 50213040 99 | 2,148,431.23 | | 2,148,431.23 | 2,148,431.23 | (1,398,668.23) | | | 749,763.00 | 749,763.00 | | | | 749,763.00 | 99,975.00 | 649,788.00 | | | 749,763.00 | | | | |
| CAPITLAY OUTLAYS | | | | | | | | | | | | | | | | | | | | | | | |
| Motor Vehicles | 50604060 01 | 24,000,000.00 | | 24,000,000.00 | 24,000,000.00 | | | | 24,000,000.00 | | | 23,220,000.00 | 780,000.00 | 24,000,000.00 | | | | 23,220,000.00 | 23,220,000.00 | | | 780,000.00 | |
| B. AUTOMATIC APPROPRIATIONS | | | | | | | | | | | | | | | | | | | | | | | |
| Retirement and Life Insurance Premium (RLIP) | | | | | | | | | | | | | | | | | | | | | | | |
| Customs Duties Taxes | | | | | | | | | | | | | | | | | | | | | | | |
| C. SPECIAL PURPOSE FUNDS | | | | | | | | | | | | | | | | | | | | | | | |
| GRAND TOTAL | | | | | | | | | | | | | | | | | | | | | | | |
| | | 26,609,403.23 | - | 26,609,403.23 | 26,609,403.23 | - | - | - | 26,609,403.23 | 1,766,297.44 | 215,000.00 | 23,848,105.79 | 780,000.00 | 26,609,403.23 | 1,055,536.94 | 840,760.50 | 713,105.79 | 23,220,000.00 | 25,829,403.23 | - | - | 780,000.00 | - |

| | | | |
|---|---|--|---|
| Certified Correct:  Elsa S Rimando Budget Officer I | Certified Correct:  HELEN B DACLAN Accountant IV Head, 8th GIQ Field Accounting Unit | Recommended by:  EDGAR C FAULE LTC (SSC) PA Chief, Management and Fiscal Office | Approved By:  DONATO B SAN JUAN II LT GENERAL Superintendent |
|---|---|--|---|